


ArcGlide[®] THC

Torch height control



Superior cut quality
Optimal consumable life
Increased productivity
Robust design

Hypertherm[®]



Optimize your plasma investment with superior torch height control

The ArcGlide THC builds on more than 40 years of Hypertherm's experience in the cutting industry. Designed to deliver optimized performance with minimal operator input, the ArcGlide THC provides superior performance and reliability for plasma applications while reducing the cost of cutting.



The ArcGlide THC offers optimal cut quality, substantially improved productivity and reduced operating costs for plasma cutting applications. Specific advantages include:

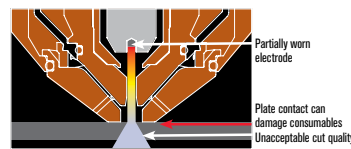
- Optimal consumable life and superior cut quality through arc voltage sampling and control
- Up to 80% improvement in parts cut per hour by minimizing cut-to-cut cycle time
- Extremely robust mechanics backed by a two-year warranty
- Easy to use HMI (human machine interface) for fast job setup in under a minute
- True Hole™ technology capable for HyPerformance® Plasma HPRXD® installations

Performance advantages are achievable with minimal operator input, eliminating the need for extensive training and allowing you to get the best performance across any shift with any operator at any plant.

Optimize cut quality and consumable life

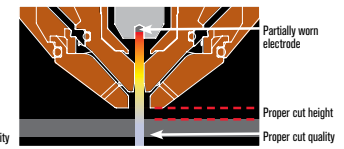
Traditional torch height controls require operators to periodically adjust arc voltage to ensure proper cut height. Using Hypertherm's proprietary techniques, the ArcGlide THC continuously samples arc voltage and automatically adjusts arc voltage for proper torch height over the life of the consumables without requiring operator input.

Improper cut height due to not adjusting arc voltage for electrode wear



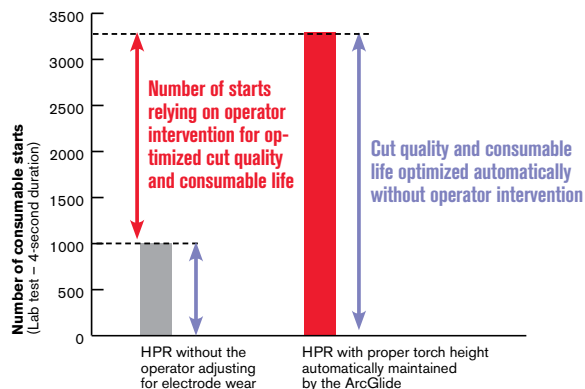
Consumables discarded prematurely

Proper cut height automatically maintained by ArcGlide THC



Consumable life and cut quality optimized

Number of consumable starts with < 0.25 mm (0.010") deviation from proper cut height without operator intervention (130 A) 12 mm (1/2") mild steel



Increase parts per hour

The ArcGlide THC maximizes productivity by minimizing cut-to-cut cycle time using Hypertherm's Rapid Ignition™ technology. This includes:

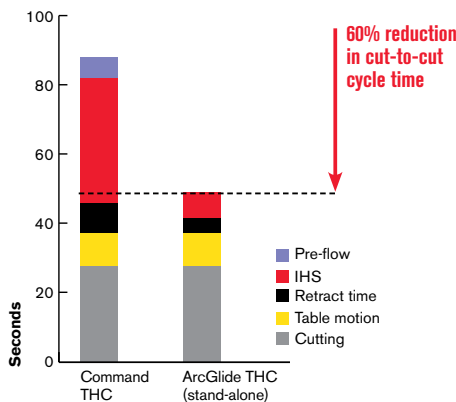
- Automated Initial Height Sense (IHS) crossover height calibration to minimize the time for the torch to find the plate without risking torch damage
- Rapid z-axis movement to an automatically set retract height to minimize torch retract time
- Plasma gas pre-flow is automatically completed during the initial height sense

This results in a reduction of cut-to-cut cycle time by up to 60%, delivering up to an 80% increase in parts per hour for the flange shown.

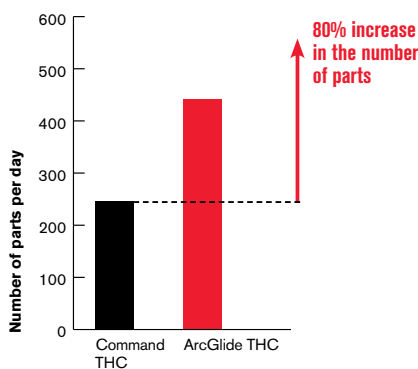
Example part - 203 mm flange (8")



Part processing time - 203 mm flange (8")



Number of parts - 203 mm flange (8")



The ArcGlide THC is designed to operate in harsh cutting environments.

- Completely enclosed, doubly protected slide mechanics protect slide internals from metallic dust ingress
- Pierce guard prevents damage from molten metal spatter
- Durable magnetic breakaway for omni-directional protection of the torch during collisions with rapid re-install
- Plasma on/off and torch raise/lower control locally and remotely, with a bright station enable indicator light on the lifter
- Laser pointer included for easy job setup
- Single, color coded cable connection to the lifter for easy connectivity
- Automatic stall force calibration for accurate positioning regardless of torch and lead weight



While productivity improvement will vary by process and part type, the ArcGlide THC achieves this improvement with minimal operator input and while maximizing consumable life.

Hypertherm's easy to use HMI enables easy setup and operation

- Large display for arc voltage and setup parameters
- Job setup is all completed from the main screen within seconds
- Simplified, glove friendly controls eliminate operator confusion and frustration
- Single point connection for easy setup



Standard features

Regulatory	CE, CSA, GOST-R
Temperature range	-10° C to + 40° C ambient (14° F to 104° F ambient)
Humidity	95% RH
Dimensions	Lifter: 127 mm (5.0") X 151 mm (5.9") X 743 mm (29.3") HMI: 298 mm (11.7") X 131mm (5.1") X 118 mm (4.6") Control module: 359 mm (14.1") X 157 mm (6.2") X 206 mm (8.1")
Torch mount / breakaway assembly	11.4 kg (25 lbs) magnetic (recommended) 4.5 kg (10 lbs) magnetic Pneumatic Torch mount options include 51 mm (2"), 44 mm (1-3/4") and 35 mm (1-3/8")
Stroke speed	15240 mm/min (600 ipm)
Lift capacity	11.4 kg (25 lbs)
Warranty	Two-year warranty standard
Communication protocol	Discrete wiring
Voltage	115V/230V for the HMI at 50/60hz 115V/230V for the control module at 50/60hz
Lifter stroke length	241 mm (9.4")
Table types	Downdraft and water table High amperage capacity 1 – 4 plasma system

Hypertherm®

Hypertherm, Inc.
Hanover, NH 03755 USA
603-643-3441 Tel

Hypertherm Europe B.V.
4704 SE Roosendaal, Nederland
31 165 596907 Tel

**Hypertherm (Shanghai)
Trading Co., Ltd.**
PR China 200052
86-21 5258 3330 /1 Tel

Hypertherm (S) Pte Ltd.
Singapore 349567
65 6 841 2489 Tel

**Hypertherm (India) Thermal Cutting
Pvt. Ltd.**
Chennai, Tamil Nadu
91 0 44 2834 5361 Tel

Hypertherm Brasil Ltda.
Guarulhos, SP - Brasil
55 11 2409 2636 Tel

Hypertherm México, S.A. de C.V.
México, D.F.
52 55 5681 8109 Tel

www.hypertherm.com

Hypertherm, ArcGlide, HyDefinition and Hypernet are trademarks of Hypertherm, Inc. and may be registered in the United States and/or other countries. All other trademarks are the property of their respective owners.

© 4/10 Hypertherm, Inc. Revision 0
870840